

Organogenesis

NuShield®

Sterilized, Dehydrated Placental Allograft



## Extraordinary Properties. Everyday Utility.

NuShield® is the sterilized, dehydrated placental allograft rich in healing properties to comprehensively cover your diverse, everyday needs.

Organogenesis  
Empowering Healing

From Organogenesis, a respected provider of placental allografts...

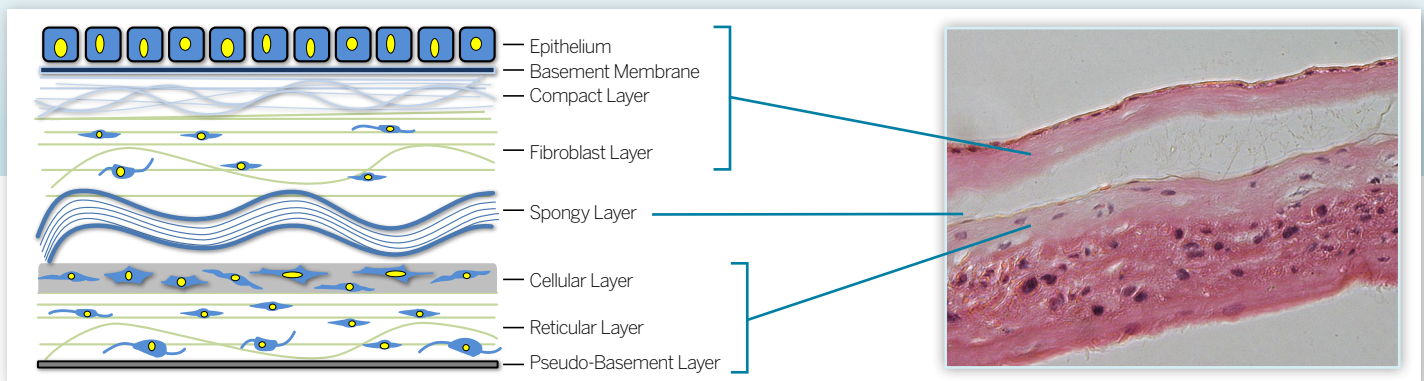
# NuShield® Placental Allograft: Right off the Shelf

**Natural, resorbable placental membranes work in everyday, diverse applications<sup>1-5</sup>**

- Adhesion barrier
- Wound covering
- Acts as an adjunct to soft tissue healing
- *Varied applications include<sup>3,5</sup>:*
  - Direct application
  - Wrapping or suturing around tendons
  - On-lay graft to protect tendons and nerves



## Layers of the Extracellular Matrix<sup>1,5</sup>




**Provides everyday healing potential with extraordinary amniotic properties**

- Placental membranes are recognized for their excellent regenerative, anti-inflammatory, and angiogenic properties<sup>1,2,6</sup>
- Includes a multitude of components that help protect the site of injury and promote tissue regeneration<sup>1,2</sup>
  - A high level of collagen types IV, V, and VI
  - Laminin and fibronectin, to strengthen scaffolding
  - Growth factors and high molecular weight hyaluronic acid, to aid in healing
- Antifibrotic, reducing excess tissue growth<sup>1,5</sup>
- Natural, resorbable barrier aids in healing without inducing inflammation<sup>1,7</sup>
- Antiscarring results in more natural healing<sup>1,4,7</sup>

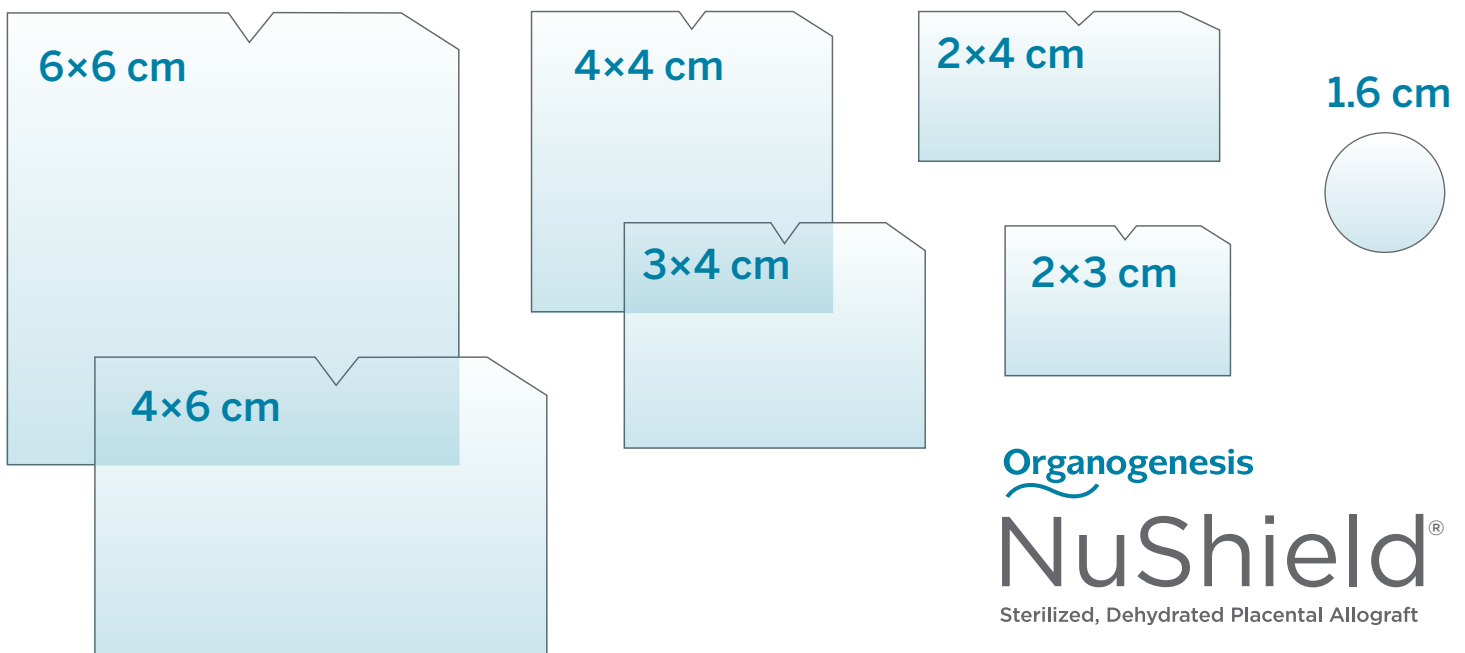
# The BioLoc™ Proprietary Process Preserves the Healing Potential of NuShield®<sup>5</sup>

- **BioLoc™ preserves the native structure of the amnion and chorion membranes**, making full use of the beneficial components that are naturally present<sup>5,6</sup>
- **BioLoc™ has been optimized** to provide excellent strength, flexibility, and handling characteristics, while preserving the native protein content<sup>5</sup>
- **Sterilized and dehydrated** to safely maintain and maximize the benefits of placental tissue<sup>5</sup>
- **Convenient room-temperature storage** enhances versatility, allowing for anytime use and off-the-shelf access<sup>5</sup>
- **Anti-inflammation, antiscarring, and antifibrotic properties** contribute to improved patient outcomes<sup>1,5</sup>
- **Multiple sizing options** increase surgical efficiency and value



BioLoc™ preserves the native structure and characteristics of the membranes

## Multiple sizes work in diverse applications, increasing cost-effectiveness



Organogenesis

NuShield®

Sterilized, Dehydrated Placental Allograft


Extraordinary Properties. Everyday Utility.

# NuShield® Extraordinary Properties, Everyday Utility.

Appropriate for a multitude of applications.

## A notch above the ordinary allograft

- Notching in the middle and on one corner of the graft enables precise orientation, even when rehydrated
- When the middle notch is at the top, and the notched corner is to its right, then the upper side is epithelial and the side facing down is stromal
- *Affords surgeons the convenience of the T.R.U.E. method: Top, Right, Upper side, Epithelial*



## To connect with a local Organogenesis representative or to order NuShield®:

Contact Organogenesis at **800-824-9194**

Fax orders to Organogenesis at **877-402-8598**

Get answers to your questions at:

[surgicalinfo@organo.com](mailto:surgicalinfo@organo.com)

[www.Organogenesis.com](http://www.Organogenesis.com)

## How to use NuShield®

1. Present the inner-peel pouch to the sterile field.
2. For most applications, orient the stromal side of NuShield® so that it is facing down.
3. NuShield® is packaged with the stromal side up and the epithelial side facing the foil backing. The foil can be used to place the product on the desired surgical site, stromal side down, then peeled away.
4. Place dry NuShield® and rehydrate *in situ* by dripping normal saline from a ball syringe, or allow to rehydrate naturally from contact with the surgical site.

Organogenesis

NuShield®

Sterilized, Dehydrated Placental Allograft

Extraordinary Properties. Everyday Utility.

**References:** 1. Niknejad H, Peirovi H, Jorjani M, Ahmadiani A, Ghanavi J, Selfallan AM. Properties of the amniotic membrane for potential use in tissue engineering. *Eur Cell Mater.* 2008;15:88–89. 2. Garcia D, Longo UG, Vaquero J, et al. Amniotic membrane transplant for articular cartilage repair: an experimental study in sheep. *Curr Stem Cell Res Ther.* 2014;10(1):77–83. 3. Gruss JS, Jirsch DW. Human amniotic membrane: a versatile wound dressing. *Can Med Assoc J.* 1978; 118(10):1237–1246. 4. Diaz-Prado S, Rendal-Vásquez ME, Muiños-López E, et al. Potential use of the human amniotic membrane as a scaffold in human articular cartilage repair. *Cell Tissue Bank.* 2010;11(2):183–195. 5. Data on file. Organogenesis Medical. 6. Koob TJ, Lim JJ, Massee M, Zabek N, Denozière G. Properties of dehydrated human amnion/chorion composite grafts: implications for wound repair and soft tissue regeneration. *J Biomed Mater Res B Appl Biomater.* 2014;102(6):1353–1362. 7. Lee SB, Li DQ, Tan DT, Meller DC, Tseng SC. Suppression of TGF-beta signaling in both normal conjunctival fibroblasts and pterygial body fibroblasts by amniotic membrane. *Curr Eye Res.* 2000;20(4):325–334.

Organogenesis, 2641 Rocky Ridge Lane, Birmingham, AL 35216

© Organogenesis, 2018. All Rights Reserved.

Document No.: NuShield-202 | Revision: 002 | Effective Date: 04/12/2019

Organogenesis  
Empowering Healing